



Tutorial of TuneBoto Amazon Video Downloader for Mac

Overview

- [Introduction](#)
- [Key Features](#)
- [System Requirements](#)

Purchase & Registration

- [Purchase License](#)
- [Registration Tips](#)

Installation & Interface

- [Installation](#)
- [Main Interface](#)
- [Menu](#)

- [Settings](#)

Tutorials

- [Log Into Prime Video Account](#)
- [Customize Download Settings](#)
- [Search for Prime Videos](#)
- [Select Advanced Download Options](#)
- [Start Downloading Prime Videos](#)
- [Check Download History](#)

Technical Supports

- [Support](#)
- [Contact](#)



Overview

- [Introduction](#)
- [Key Features](#)
- [System Requirements](#)

Introduction

Thank you for using TuneBoto Amazon Video Downloader for Mac!

TuneBoto Amazon Video Downloader for Mac is your best choice to download any movies, TV shows, originals from Prime Video to Mac in MP4 or MKV format. Featured with the best video downloading core, TuneBoto supports to preserve 100% original HD video output quality and multi-language subtitles & audio tracks after the fast speed downloading. Moreover, TuneBoto Amazon Video Downloader is compatible with the most recent versions of macOS, including macOS 11.0. After downloading videos with TuneBoto, you can enjoy your video collections on any device forever!

Key Features

- Download Amazon Prime Video to Mac.
- Support downloading HD (up to 1080P) Prime video.
- Keep multi-language subtitles & audio tracks.
- User-friendly and intuitive interface, easy-to-use.
- No need to install the Amazon Prime Video app.

System Requirements

- Mac OS X 10.11 or above;
- 1GHz processor or above;
- 512 megabytes (MB) or higher of RAM;
- 1GB of available hard-disk space or higher;
- 1024*768 resolution display or higher Monitor.



Purchase & Registration

- [Purchase TuneBoto Amazon Video Downloader for Mac](#)
- [Register TuneBoto Amazon Video Downloader for Mac](#)

Purchase TuneBoto Amazon Video Downloader for Mac

TuneBoto Amazon Video Downloader for Mac offers three subscription plans: Monthly, Yearly, and Lifetime plans.

Quick Link: To purchase a license key for TuneBoto Amazon Video Downloader for Mac, please visit [here](#).


1. Why should I buy TuneBoto Amazon Video Downloader for Mac?

TuneBoto Amazon Video Downloader is shareware software, and its trial version only allows you to download the first 5 minutes of each Prime video in HD quality. To get the full video downloaded, please purchase a license. After the purchase, you will be provided with your Registration Email and Registration key which will unlock the trial version limitation.

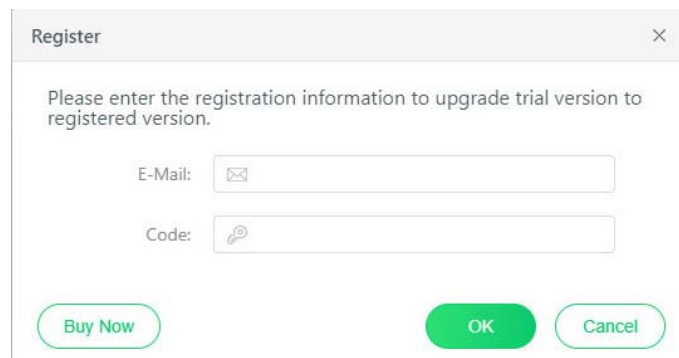
2. What benefits do we have after Registration?

- Unlimited use during the subscription period without any function restrictions.
- Lifetime FREE upgrades to the latest versions of the same product.
- Lifetime FREE technical support.

Register TuneBoto Amazon Video Downloader for Mac

Step 1: Run TuneBoto Amazon Video Downloader on Mac computer. First, you should click the **Menu** icon  or the **Key** icon on the upper right, and then select the **Register** option to register your program.

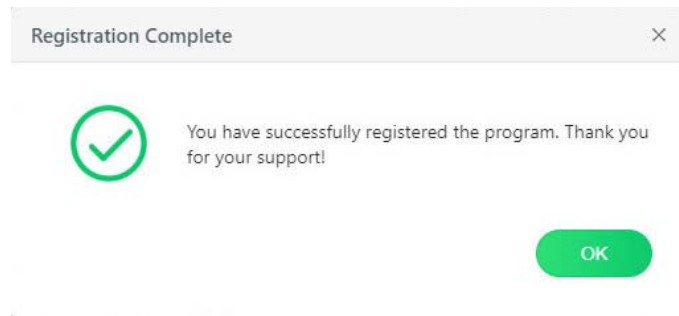
Step 2: Please fill in the blanks with the **Registration Email** and **Registration Code**. You can use keyboard shortcuts to copy (Ctrl+C) and paste (Ctrl+V) your license in the registration window.



The screenshot shows a dialog box titled "Register" with a close button (X) in the top right corner. The text inside the dialog box reads: "Please enter the registration information to upgrade trial version to registered version." Below this text are two input fields: "E-Mail:" with an envelope icon and "Code:" with a key icon. At the bottom of the dialog box, there are three buttons: "Buy Now" (green), "OK" (green), and "Cancel" (white with green border).

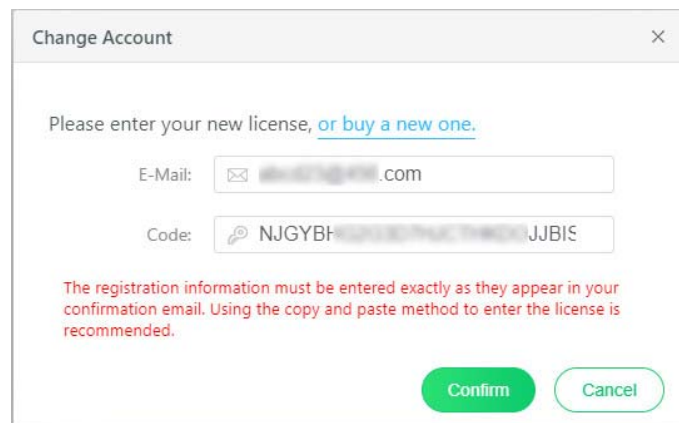


Step 3: After finishing the Registration, the limitation of the trial version will be removed.



Notice:

1. Your Mac should be connected to the Internet.
2. Make sure both the Registration Email and Registration key are provided by our company after you pay the registration fee. If you have not paid, please click **Buy Now** to [purchase](#).
3. Please make sure the Registration Email and Registration key you entered are both complete and correct, if not, an error message will pop up as below:





Installation & Interface

- Installation
- Main Interface
- Menu
- Settings

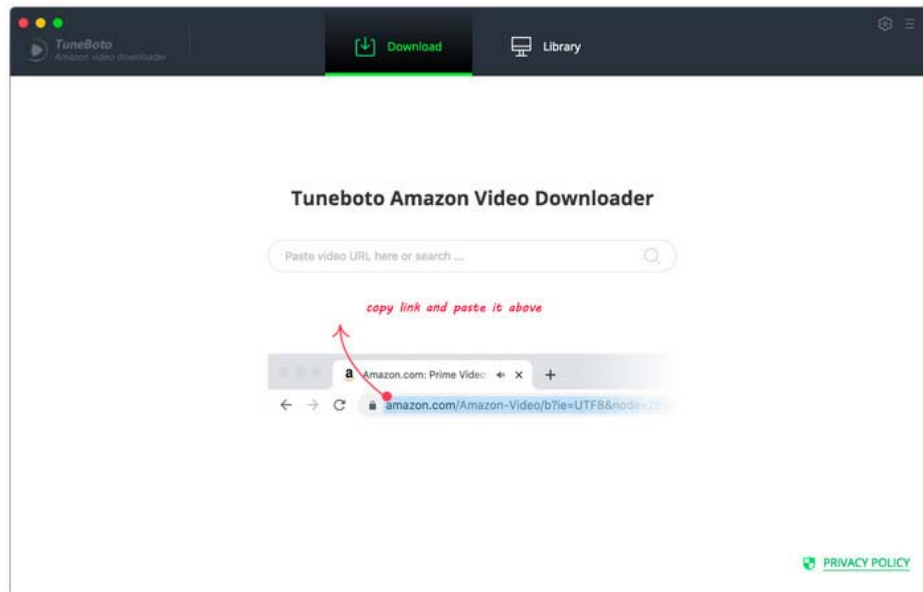
Installation

To install the program, please follow the instructions below step by step:

1. Download and install TuneBoto Amazon Video Downloader for Mac from [Download Center](#).
2. Double click the installation package of TuneBoto Amazon Video Downloader for Mac to start installing the program on your computer.
3. Follow the instructions to finish the installation.


Main Interface



Launch TuneBoto Amazon Video Downloader for Mac and you will see the main interface as below:













Menu


Click the **“Menu”**  button on the upper-right corner, and you will see a dropdown list as below:

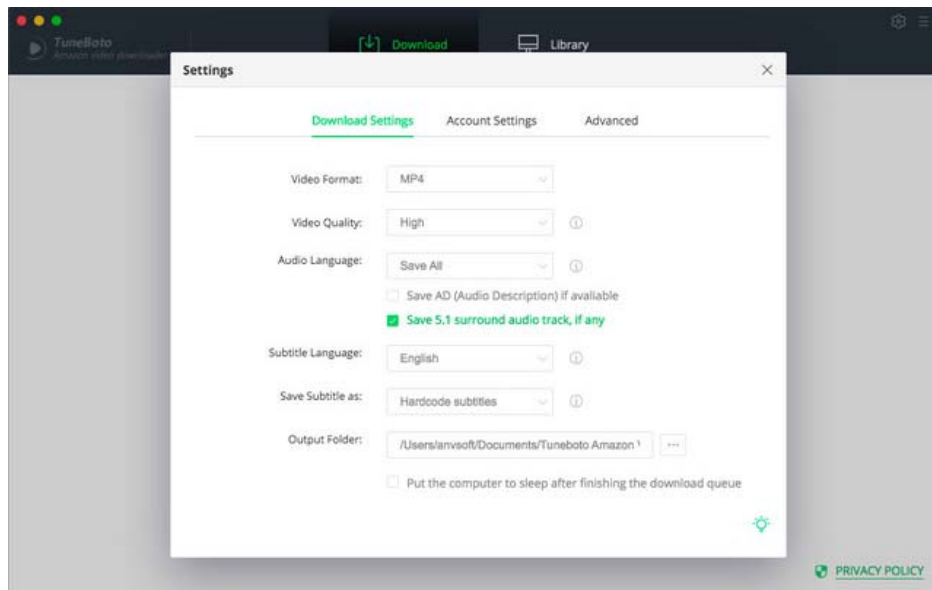
-  Online Help
-  Contact us

-  Purchase
-  Register
-  Settings
-  Languages
-  Open log file
-  Feedback

-  Check for updates
-  About

Settings

Click the **“Settings”**  button on the upper right, and you will see a pop-up window as below, where you can customize the video quality (MP4, MKV), output quality (High, Medium, Low), output path, audio and subtitles language, etc:





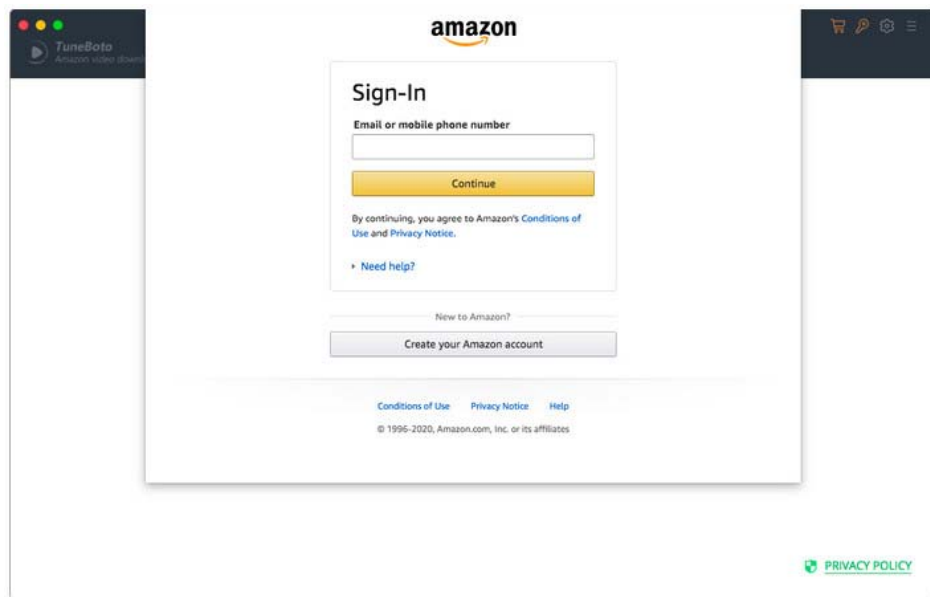
Tutorials

- [Log Into Prime Video Account](#)
- [Customize Download Settings](#)
- [Search for Prime Videos](#)
- [Select Advanced Download Options](#)
- [Start Downloading Prime Videos](#)
- [Check Download History](#)

Log Into Prime Video Account

Run TuneBoto Amazon Video Downloader on Mac and log in to your Prime Video account.

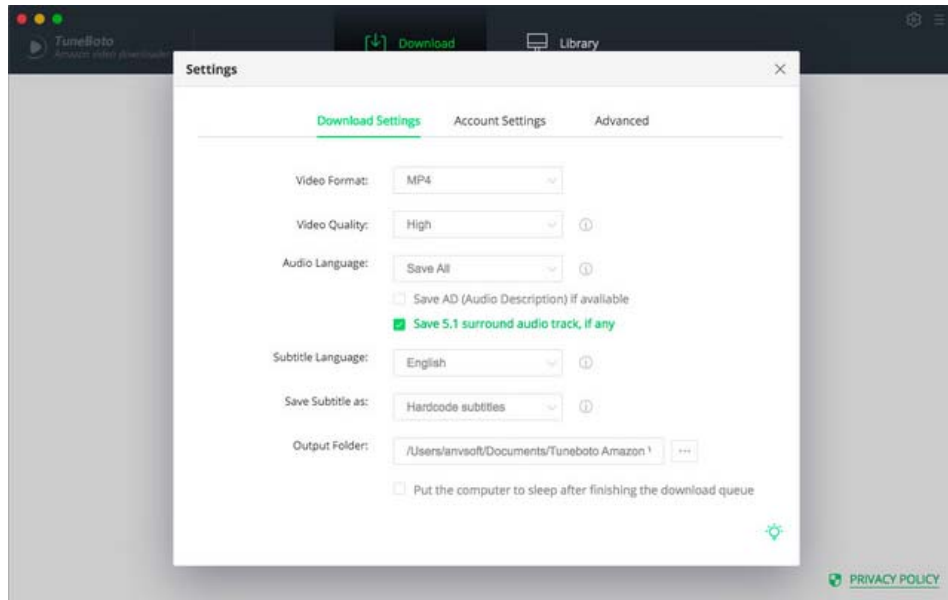
Note: Please try to enter any word or video's name in the search box, then there will be a pop-up window prompting you to log into the Prime Video account.





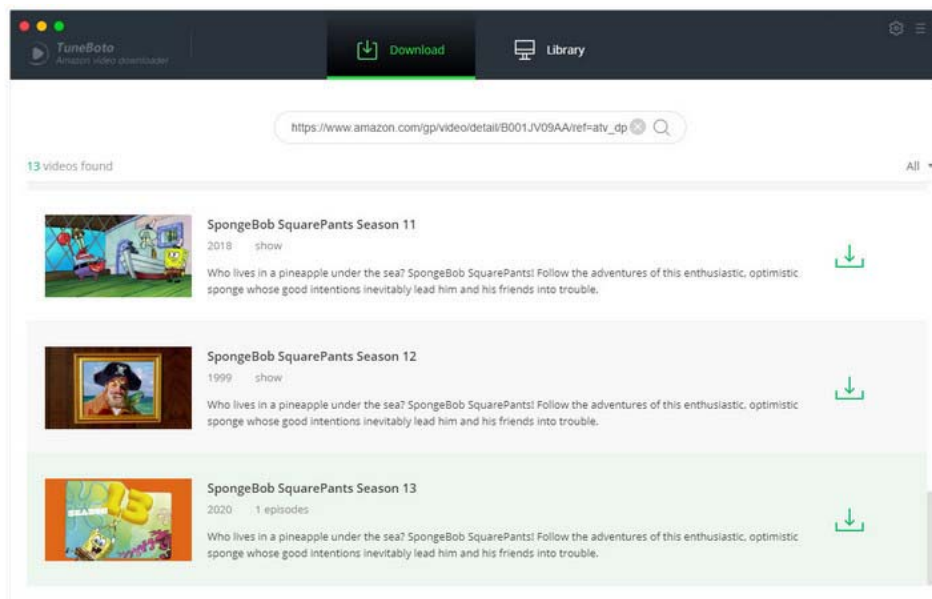
Customize Download Settings

Click the **Setting** icon on the upper right corner to customize the output quality (High, Medium, Low), output path, audio and subtitles language, etc.



Search for Prime Videos

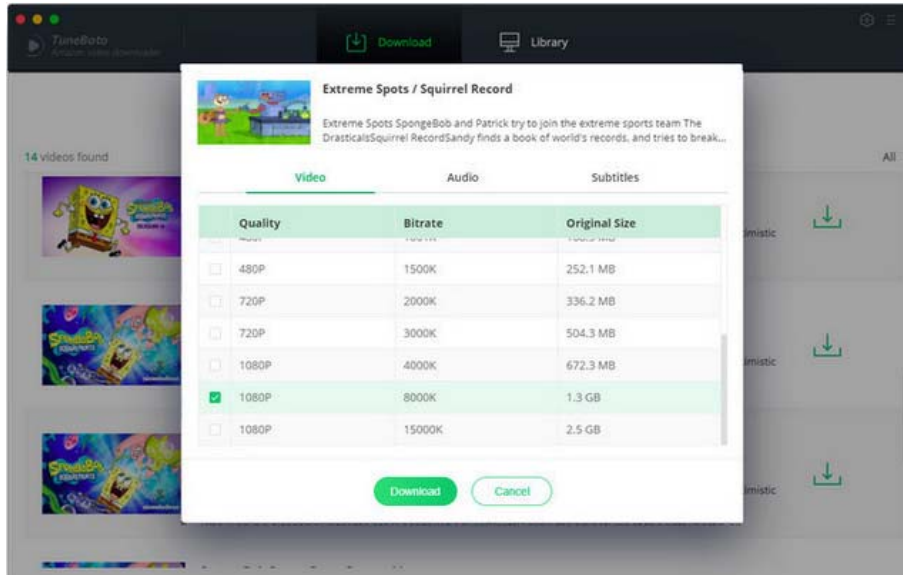
Please copy and paste the link of videos from Amazon Prime Video Web Player to TuneBoto, and then click the little magnifier icon, followed that the program will list the video or all of the related videos.





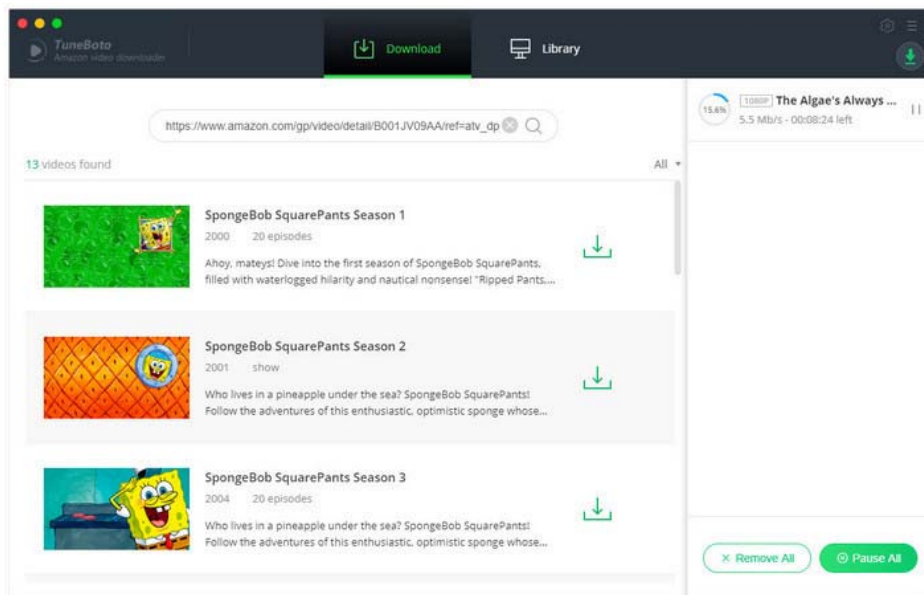
Select Advanced Download Options

Please choose your desired quality, size, audio tracks and subtitles of the videos in the **Advanced Download** window.



Start Downloading Prime Videos

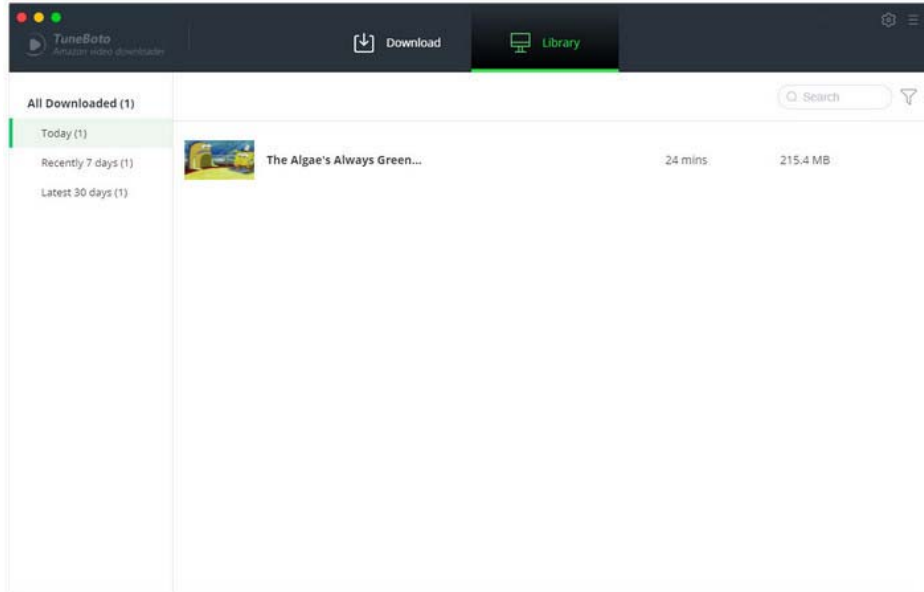
After completing the above steps, now the final step is clicking the **Download** icon to start downloading the Prime video to the output folder you've chosen in the previous step.





Check Download History

You can access the download history list by hitting the **Library** tab to find out the well-downloaded Amazon Video and open the output folder. After downloading, you can enjoy all of the Prime videos even if the subscription plan expired.





Support & Contact

- [Support](#)
- [Contact](#)

Support

For more information, please visit TuneBoto's Official Website:

Homepage:

<https://www.tuneboto.com/>

Product Page:

<https://www.tuneboto.com/mac-amazon-video-downloader.html>

If you have any questions, you may help yourself with TuneBoto FAQ:

FAQS Page:

<https://www.tuneboto.com/mac-amazon-video-downloader/faq.html>

Online Help:

<https://www.tuneboto.com/mac-amazon-video-downloader/online-help.html>

Contact

If you have any problems when using our products, please contact TuneBoto technical support team for further assistance. Technical support inquiry, suggestion, feedback, proposal, compliments, or even criticism, are all welcome.

We are always ready to serve you with prompt and useful email support. From Monday to Sunday, we will answer your emails within 24 hours. Please allow time lag due to different time zones.

Support Email: support@tuneboto.com